

Operating Overview

For Model 34800 Enviro-Charge™ Dual Station



For all procedures shown, manifold and tank valves must be open.

This does not replace the instruction manual. Before operating the unit, read and understand the manual. Observe all warnings.


Recover - Automatic

Connect station hoses to A/C-R system.



Turn Main Power switch ON.

Press SHIFT/RESET   on keypad.

Press RECOVER  on keypad.




Evacuate and Recycle - Automatic




Press SHIFT/RESET   on keypad.


Enter required evacuation time.

Press ENTER  on keypad.

Press VACUUM  on keypad.



Evacuate - Manual

Press SHIFT/RESET and ENTER    at the same time.

Press RECYCLE. 


Press SHIFT/RESET  to end. 

Recharge

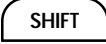


Press SHIFT/RESET  to display CHARGE and LBS. 

Enter amount of refrigerant to be charged.

Press ENTER  on keypad.

Press CHG.  on keypad.

Recycle - Manual

Press SHIFT/RESET and RECYCLE    at the same time.

Press SHIFT/RESET  to end. 

Recycle - Manual

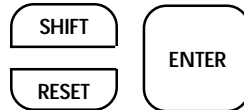
Follow diagram for connections to source tank. Close LIQUID valve on tank before disconnecting blue LIQUID hose.

For R-12 source tanks, connect 6" yellow adapter to tank fitting before connecting hose.

Open valve on source tank.

Open GAS (vapor) valve on unit's tank.

Press SHIFT/RESET and ENTER
at the same time.



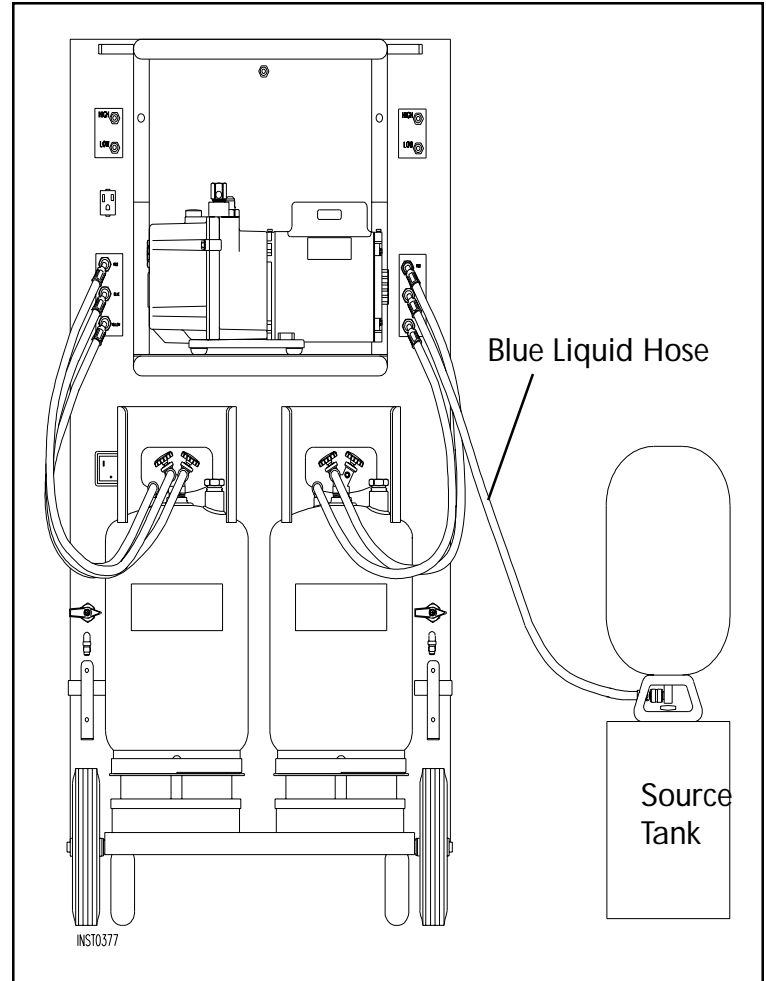
Press 2 to transfer refrigerant.



Display shows amount transferred to tank.

Transfer stops automatically when source tank is empty or when weight in station tank reaches 36 pounds. Display shows "CPL."

Close source tank valve and disconnect blue hose (or 6" yellow adapter fitting, if used) from source tank. Reconnect blue hose to LIQUID valve of tank.



Changing Refrigerant Types

Move refrigerant selector switch to desired refrigerant type

SPX **ROBINAIR**

*SPX Corporation
1224 Robinair Way
Montpelier, OH 43543 USA
Phone 419-485-5561
Fax 419-485-8300*